

Guide to Obtaining Federal Davis-Bacon Wage Determinations¹

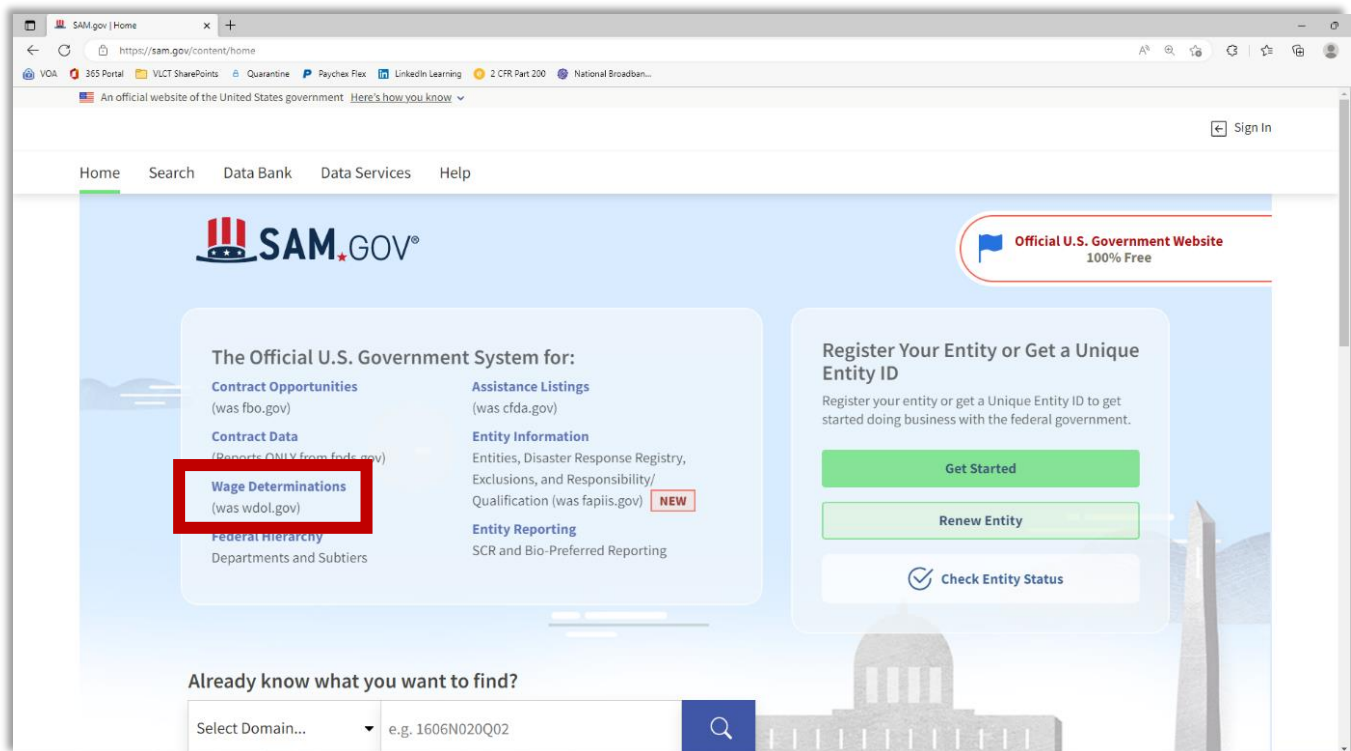
What is Davis-Bacon?

The Davis-Bacon and Related Acts (DBRA) require payment of locally prevailing wages to mechanics and laborers performing work on certain federally funded or assisted construction projects. The Davis-Bacon prevailing wage is the combination of the basic hourly wage rate and any fringe benefits listed for a specific classification of workers in the applicable Davis-Bacon wage determination. A wage determination lists wage rates determined by the Wage and Hour Division (WHD) to be prevailing in a specific geographic area for a certain type of construction and is required to be posted by the contractor at the site of the work in a prominent and accessible place where it can be easily seen by the workers.

How do I find locally prevailing wages?

Davis-Bacon wage determinations are published online at [Sam.gov](https://sam.gov).² This website works best with the Google Chrome browser.

1. Go to www.sam.gov.
2. Click on the **“Wage Determinations”** tab on the left-hand side of the page.

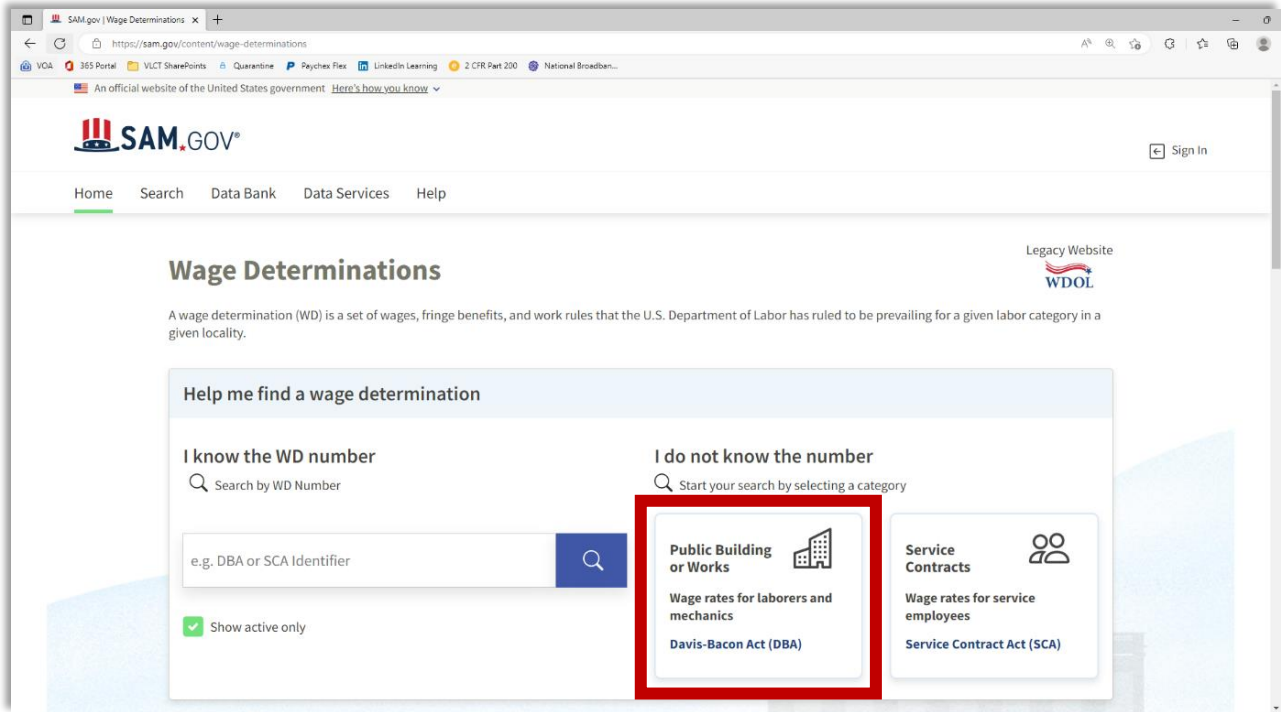


¹ Adapted from <https://www.dol.gov/sites/dolgov/files/WHD/Obtaining-WDs.pdf> by the Vermont League of Cities and Towns.

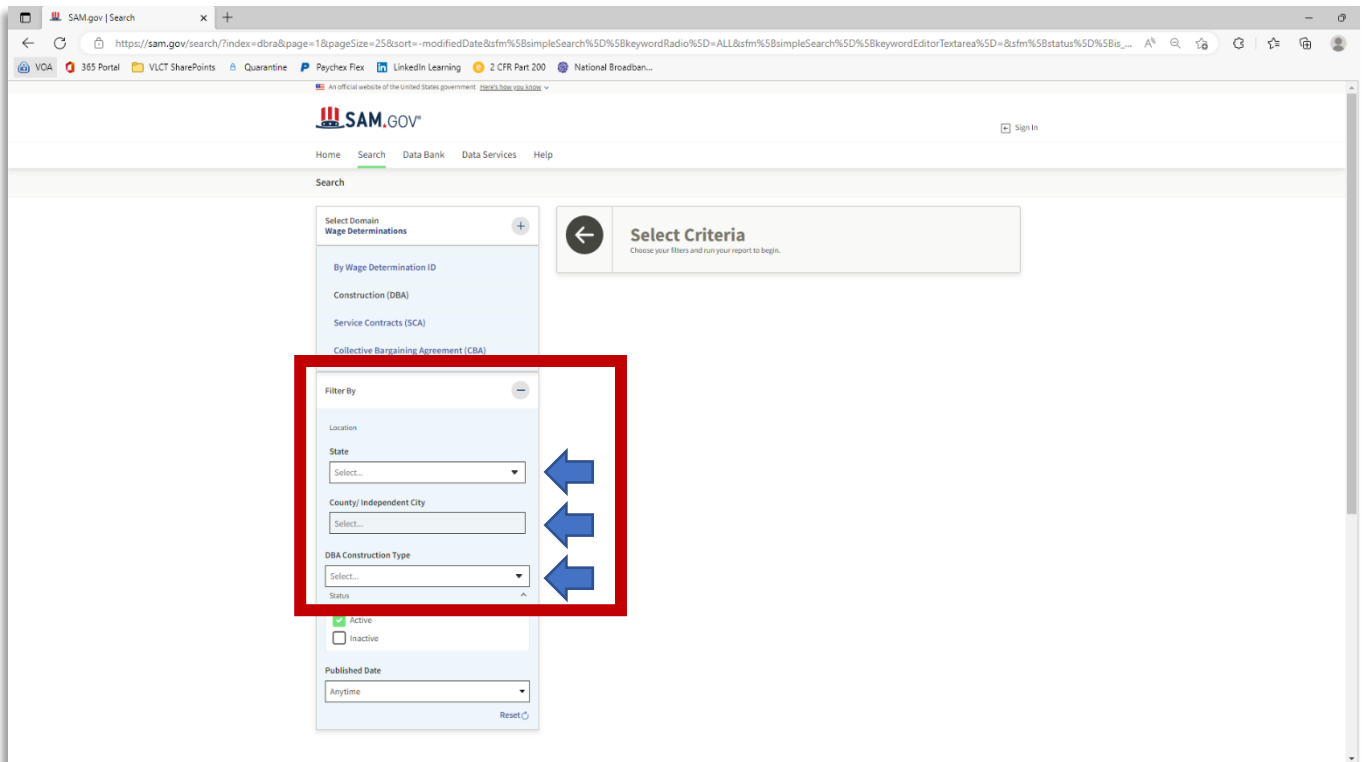
² Source: <https://www.worker.gov/prevailing-wage/>.



3. Select **“Public Buildings or Works”** on the resulting screen.



4. The resulting screen allows you to filter options to narrow your search by state, county or independent city, and construction type.





5. Select “**Vermont**” from the “**State**” drop-down menu.
6. Select the applicable county where the project is located from the “**County//Independent City**” drop-down menu.

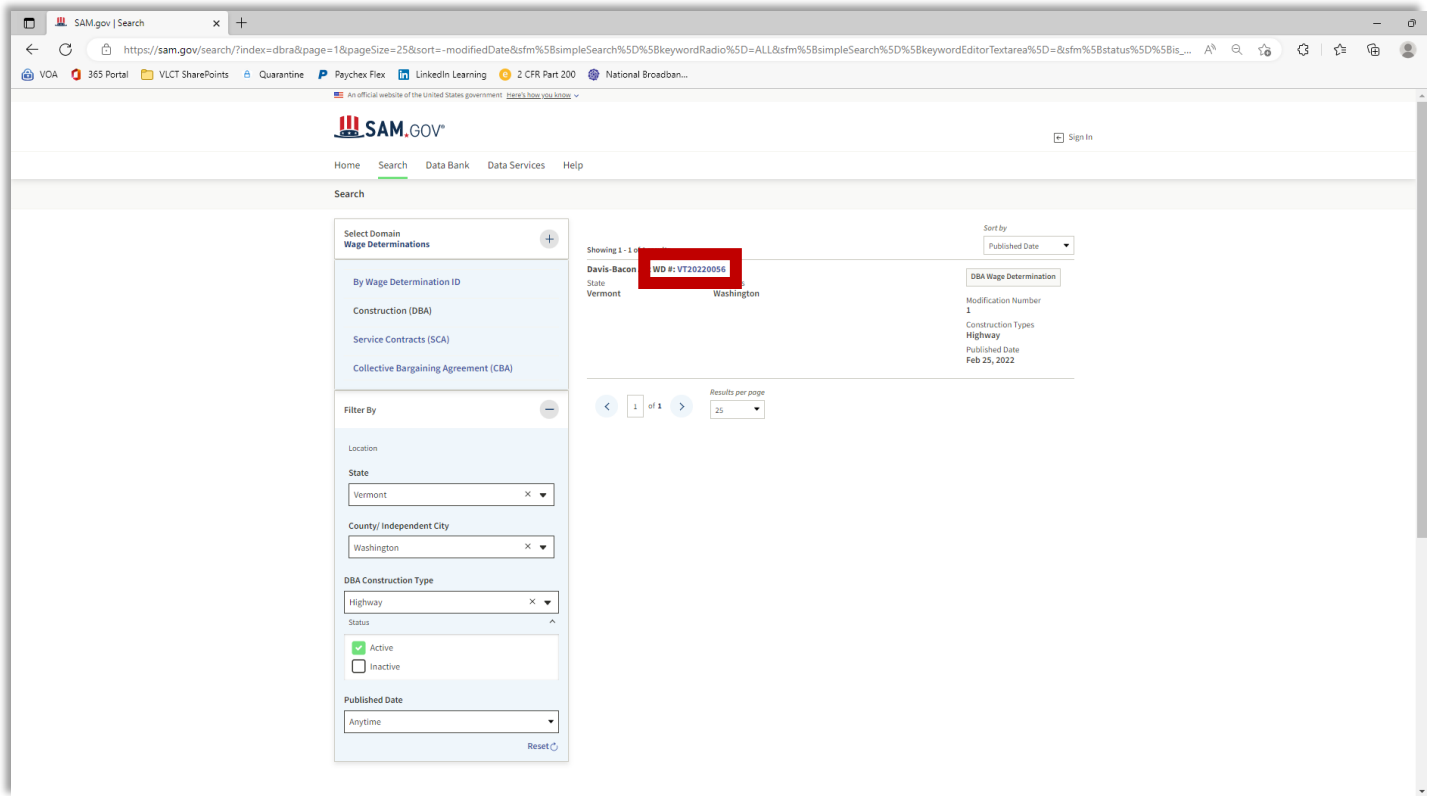
Vermont’s data is by county only. If a project’s location spans counties, then the applicable wage determination for each county in which construction will take place will apply. Additional information on the application of multiple wage determinations can be found in [All Agency Memoranda 131 and 236](#). Any questions regarding the application of multiple wage determinations should be referred to the US Department of Labor Wage and Hour Division. Vermont’s US DOL contact can be found at <https://www.dol.gov/agencies/whd/government-contracts/state-assignments#Vermont>. Please note that **all other resources should be accessed** before contacting DOL employees for assistance.

7. Select the construction type from the “**Construction Type**” drop down menu:
 - a) *Building*: construction, alteration, or repair of a sheltered enclosure with walk-in access for the purpose of housing person, machinery, equipment or supplies.
 - b) *Residential*: construction, alteration, or repair of single-family houses or apartment buildings of no more than four stories in height.
 - c) *Highway*: construction, alteration, or repair of roads, streets, highways, runways, taxiways, alleys, trails, paths, parking areas, and other similar projects not incidental to building or heavy construction.
 - d) *Heavy*: projects that are not properly classified as either “building,” “residential,” or “highway.”

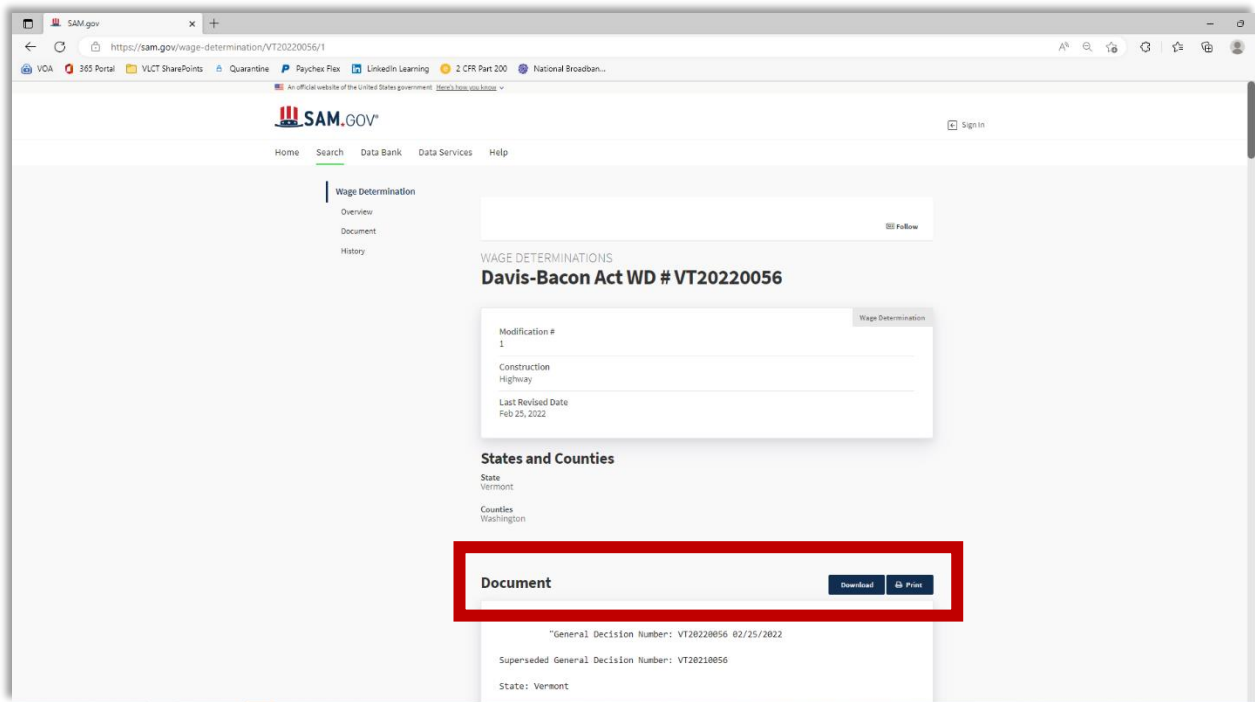
Additional information regarding the different types of construction can be found in [All Agency Memorandum 130](#), which is available on sam.gov. If a facility that primarily involves one type of construction also requires a substantial amount of work in another category of construction, then the applicable wage determination for each category of construction will apply to the work in each category. Work in another category of construction generally is substantial if the cost of all work in that category exceeds either 20% of total project costs or \$2.5 million.



8. Locate and click on the WD number (blue hyperlink) for the specific guidance needed.



After clicking on the WD number, you will be directed to the results page showing the last revision of the WD. Scroll down on the results page to view the Wage Determination under the “Document” heading. At this point, you have the option to download or print the Wage Determination by selecting the respective option towards the right of the “Document” heading, which is immediately above the displayed WD. If you encounter any issues with printing, switch your browser to Google Chrome and try again. (sam.gov screenshot on following page)



9. Save a copy of the wage determination information in your grant writing or grant administration file. The source of the information (ex. website address) and date obtained should be noted or shown on the information. This information provides “proof” that a valid source was used for grant administration. For grant writing, it provides institutional knowledge about how the cost estimate was developed.

----- END OF DOCUMENT -----